

Weka: Clustering

Cristóbal Romero,

Córdoba University, Campus Universitario de Rabanales, 14071, Córdoba, Spain
cromero@uco.es,

Preprocess

Classify

Cluster

Associate

Select attributes

Visualize

Clusterer

Choose

EM -I 100 -N -1 -M 1.0E-6 -S 100

Cluster mode

 Use training set Supplied test set

Set...

 Percentage split

% 66

 Classes to clusters evaluation

(Nom) class

 Store clusters for visualization

Ignore attributes

Start

Stop

Result list (right-click for options)

Clusterer output

Status

OK

Log



x 0

Preprocess

Classify

Cluster

Associate

Select attributes

Visualize

Clusterer

weka Cobweb -A 1.0 -C 0.0028209479 77387815 -S 42

clusters

Cobweb

DBScan

EM

FarthestFirst

FilteredClusterer

MakeDensityBasedClusterer

OPTICS

SimpleKMeans

XMeans for visualization

Ignore attributes

Start

Result list (right-click for options)

Filter...

Remove filter

Close

Clusterer output

Status

OK

Log



x 0

Preprocess

Classify

Cluster

Associate

Select attributes

Visualize

Clusterer

Choose

Cobweb -A 1.0 -C 0.0028209479177387815 -S 42

Cluster mode

 Use training set Supplied test set

Set...

 Percentage split

% 66

 Classes to clusters evaluation

(nom) class

 Store clusters for visualization

Ignore attributes

Start

Stop

Result list (right-click for options)

Clusterer output

Status

OK

Log



x 0

Preprocess

Classify

Cluster

Associate

Select attributes

Visualize

Clusterer

Choose

Cobweb -A 1.0 -C 0.0028209479177387815 -S 42

Cluster mode

 Use training set Supplied test set

Set...

 Percentage split

% 66

 Classes to clusters evaluation

(Nom) class

 Store clusters for visualization

Ignore attributes

Start

Stop

Result list (right-click for options)

16:11:09 - Cobweb

Clusterer output

=== Run information ===

```

Scheme:      weka.clusterers.Cobweb -A 1.0 -C 0.0028209479
Relation:    iris
Instances:   150
Attributes:  5
              sepallength
              sepalwidth
              petallength
              petalwidth

```

Ignored:

class

Test mode: Classes to clusters evaluation on training data

=== Model and evaluation on training set ===

```

Number of merges: 0
Number of splits: 0
Number of clusters: 3

```

```

node 0 [150]
|  leaf 1 [96]
node 0 [150]
|  leaf 2 [54]

```

Clustered Instances

```

1      100 ( 67%)
2       50 ( 33%)

```

Class attribute: class

Status

OK

Log



x 0

Preprocess

Classify

Cluster

Associate

Select attributes

Visualize

Clusterer

Choose

Cobweb -A 1.0 -C 0.0028209479177387815 -S 42

Cluster mode

 Use training set Supplied test set

Set...

 Percentage split

% 66

 Classes to clusters evaluation

(Nom) class

 Store clusters for visualization

Ignore attributes

Start

Stop

Result list (right-click for options)

16:11:09 - Cobweb

Clusterer output

==== model and evaluation on training set ====

Number of merges: 0
 Number of splits: 0
 Number of clusters: 3

```
node 0 [150]
|  leaf 1 [96]
node 0 [150]
|  leaf 2 [54]
```

Clustered Instances

1	100 (67%)
2	50 (33%)

Class attribute: class

Classes to Clusters:

```
 1 2 <-- assigned to cluster
 0 50 | Iris-setosa
 50 0 | Iris-versicolor
 50 0 | Iris-virginica
```

Cluster 1 <-- Iris-versicolor

Cluster 2 <-- Iris-setosa

Incorrectly clustered instances : 50.0 33.3333 %

Status

OK

Log



x 0

Preprocess

Classify

Cluster

Associate

Select attributes

Visualize

Clusterer

Choose

Cobweb -A 1.0 -C 0.0028209479177387815 -S 42

Cluster mode

 Use training set Supplied test set

Set...

 Percentage split

% 66

 Classes to clusters evaluation

(Nom) class

 Store clusters for visualization

Ignore attributes

Start

Stop

Result list (right-click for options)

16:11:09 - Cobweb

View in main window

View in separate window

Save result buffer

Delete result buffer

Load model

Save model

Re-evaluate model on current test set

Visualize cluster assignments

Visualize tree

Clusterer output

=== model and evaluation on training set ===

Number of merges: 0
 Number of splits: 0
 Number of clusters: 3

```
node 0 [150]
| leaf 1 [96]
node 0 [150]
| leaf 2 [54]
```

Clustered Instances

1	100	(67%)
2	50	(33%)

Class attribute: class

Classes to Clusters:

```
1 2 <-- assigned to cluster
0 50 | Iris-setosa
50 0 | Iris-versicolour
```

lor

ances : 50.0 33.3333 %

Status

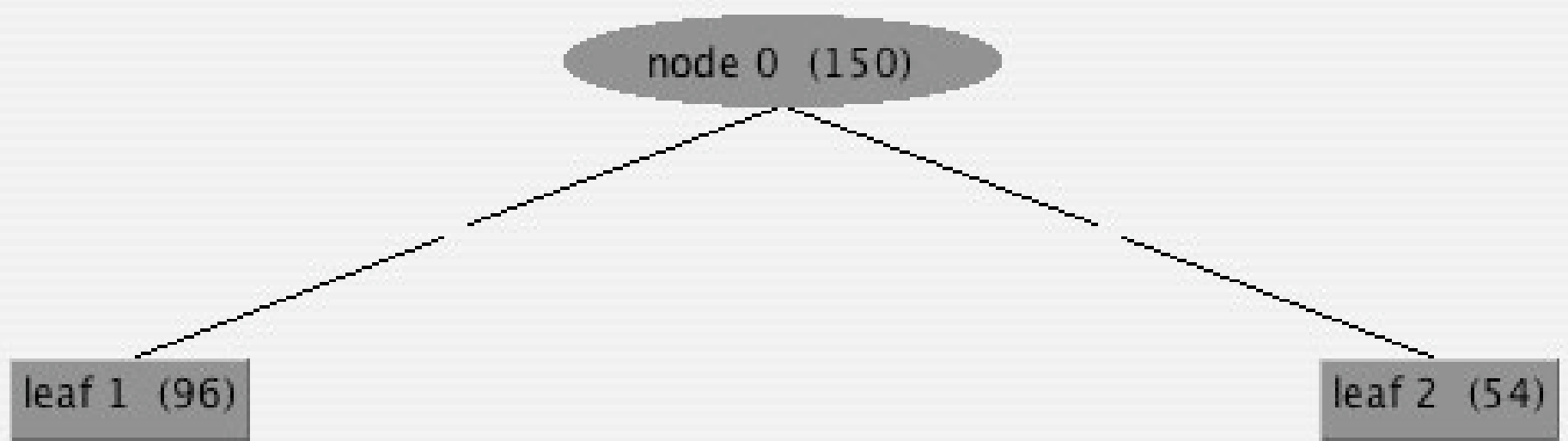
OK

Log



x 0

Tree View



Preprocess

Classify

Cluster

Associate

Select attributes

Visualize

Clusterer

Choose

Cobweb -A 1.0 -C 0.0028209479177387815 -S 42

Cluster mode

 Use training set Supplied test set

Set...

 Percentage split

% 66

 Classes to clusters evaluation

(Nom) class

 Store clusters for visualization

Ignore attributes

Start

Stop

Result list (right-click for options)

16:11:09 - Cobweb

View in main window

View in separate window

Save result buffer

Delete result buffer

Load model

Save model

Re-evaluate model on current test set

Visualize cluster assignments

Visualize tree

Clusterer output

=== model and evaluation on training set ===

Number of merges: 0
 Number of splits: 0
 Number of clusters: 3

```
node 0 [150]
| leaf 1 [96]
node 0 [150]
| leaf 2 [54]
```

Clustered Instances

1	100 (67%)
2	50 (33%)

Class attribute: class

Classes to Clusters:

```
1 2 <-- assigned to cluster
0 50 | Iris-setosa
50 0 | Iris-versicolor
50 0 | Iris-virginica
```

Cluster 1 <-- Iris-versicolor

Cluster 2 <-- Iris-setosa

Incorrectly clustered instances : 50.0 33.3333 %

Status

OK

Log

x 0



X: petallength (Num)

Y: petalwidth (Num)

Colour: Cluster (Nom)

Select Instance


Reset

Clear

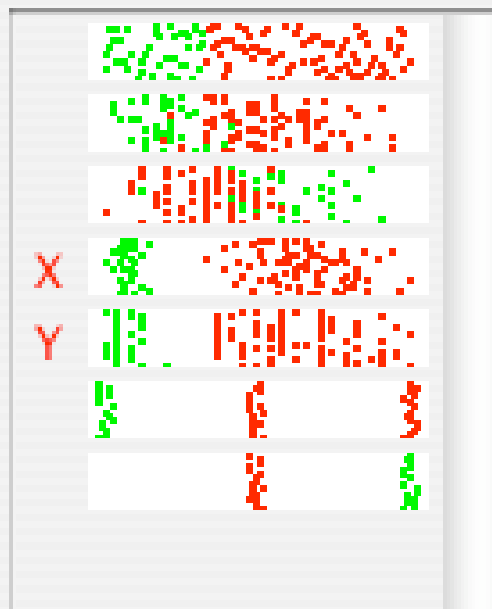
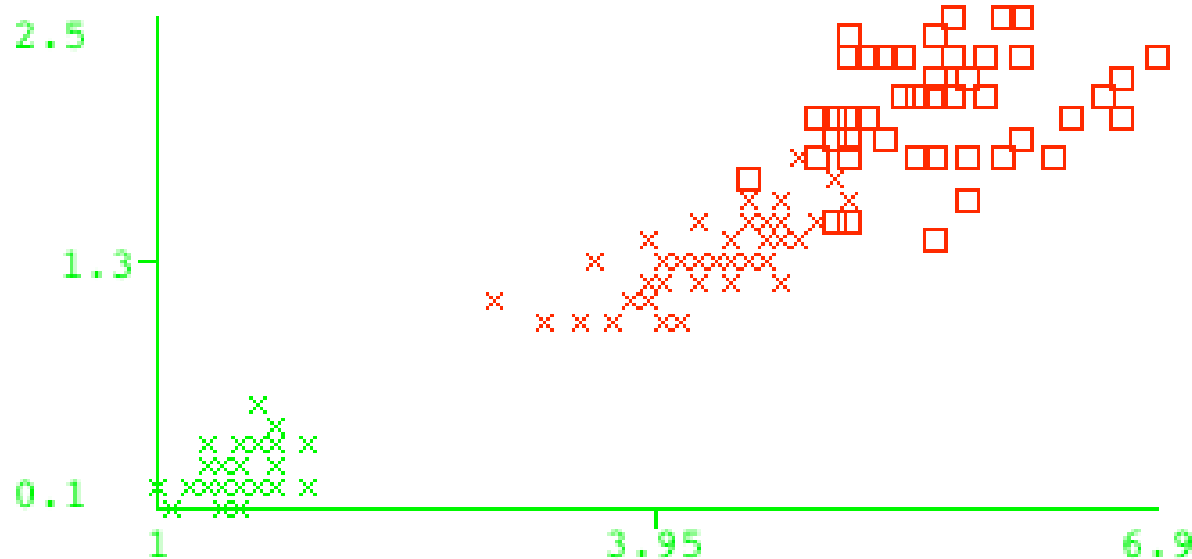
Open

Save

Jitter



Plot: iris_clustered



Class colour

cluster0

cluster1

cluster2